

- 6.1 a) 1. Collapse nodes with transmittancies ± 1 .

2. Introduce node numbers according to the figure below.

3. Remove all delay elements

4. Initial nodes : v_1, v_2, v_3, v_4, x
 Executable operations: b_1, b_2, b_3, b_4

New nodes: u_1, u_2, u_5, u_6

Executable operations: $+, +$

New nodes: u_3, u_7

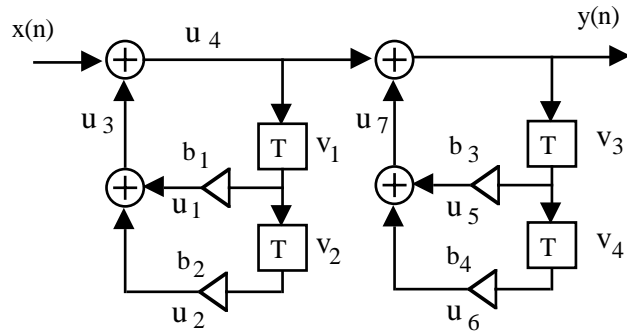
Executable operations: $+$

New nodes: u_4

Executable operations: $+$

New nodes: y

5. Complete the computation graph by adding the branches from the signal-flow graph. Note that the delay element $v_3(n)$ does not correspond to physical memory.



- b) The system of difference equations is

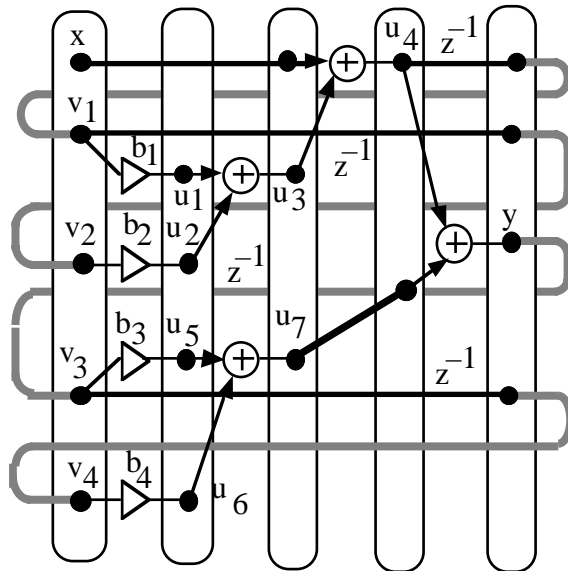
$$\begin{aligned} u_1 &:= b_1 v_1(n) \\ u_2 &:= b_2 v_2(n) \\ u_5 &:= b_3 v_3(n) \\ u_6 &:= b_4 v_4(n) \\ u_3 &:= u_1 + u_2 \\ u_7 &:= u_5 + u_6 \\ u_4 &:= u_3 + x(n) \\ y(n) &:= u_4 + u_7 \\ v_2(n+1) &:= v_1(n) \\ v_4(n+1) &:= v_3(n) \\ v_1(n+1) &:= u_4 \\ v_3(n+1) &:= y(n) \end{aligned}$$

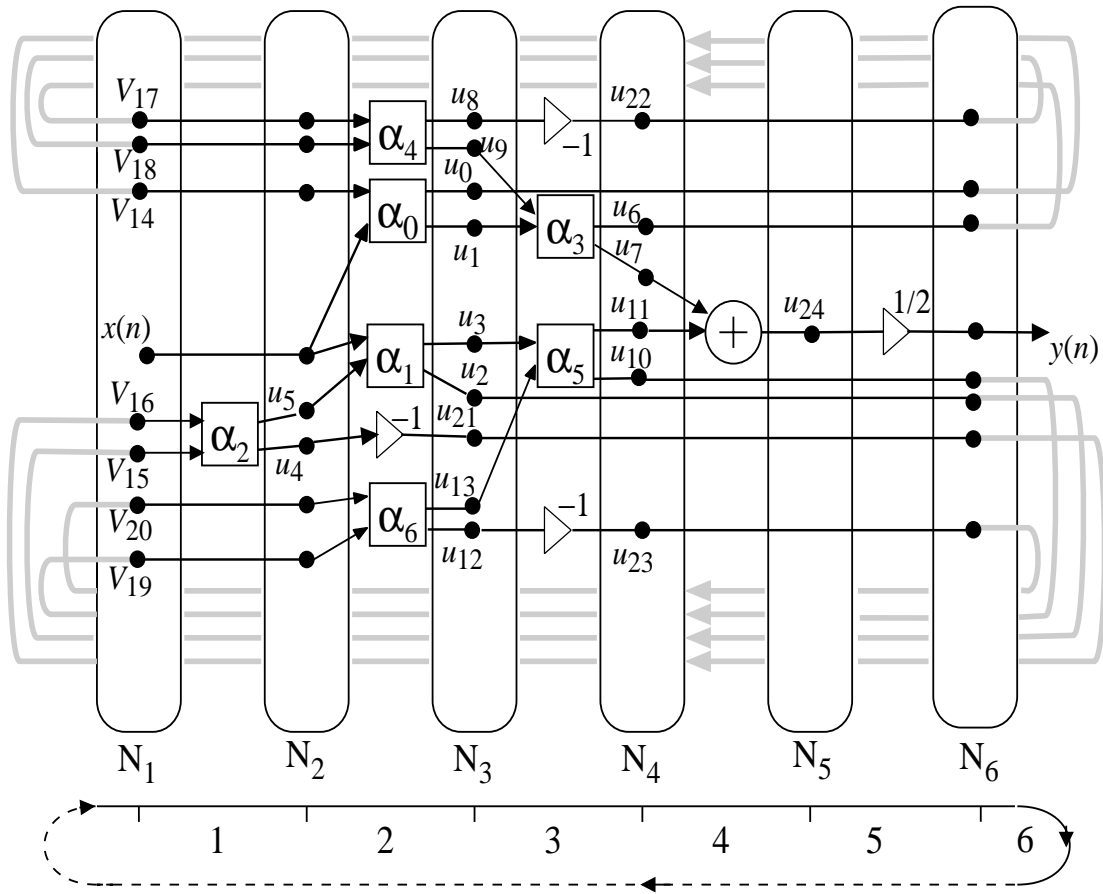
An intermediate node (u_i) can be eliminated if it appears only in one place on the right hand side. Thus, we can, for example, eliminate u_1 . We get

$$\begin{aligned} u_4 &:= b_1 v_1(n) + b_2 v_2(n) + x(n) \\ y(n) &:= u_4 + b_3 v_3(n) + b_4 v_4(n) \\ v_2(n+1) &:= v_1(n) \\ v_4(n+1) &:= v_3(n) \\ v_1(n+1) &:= u_4 \\ v_3(n+1) &:= y(n) \end{aligned}$$

- c)

- 6.2 The critical path in the filter is two cascade adaptors. Derive the SFG in precedence form with adaptors as basic operators, i.e., processing elements.





Finally, we obtain the difference equations in computational order for the filter.

$$N_1 \quad \begin{aligned} V_{15}(n) &= u_2(n-1) \\ V_{16}(n) &= u_{21}(n-1) \end{aligned}$$

$$N_1 \rightarrow N_2 \quad \begin{aligned} \text{adaptor} \quad d_2(n) &= V_{15}(n) - V_{16}(n) \\ \alpha_2 \quad f_2(n) &= \alpha_2 \cdot d_2(n) \end{aligned}$$

$$N_2 \quad \begin{aligned} u_4(n) &= V_{15}(n) + f_2(n) \\ u_5(n) &= V_{16}(n) + f_2(n) \\ V_{14}(n) &= u_0(n-1) \\ V_{17}(n) &= u_6(n-1) \\ V_{18}(n) &= u_{22}(n-1) \\ V_{19}(n) &= u_{10}(n-1) \\ V_{20}(n) &= u_{23}(n-1) \end{aligned}$$

$$N_2 \rightarrow N_3 \quad \begin{aligned} \text{adaptor} \quad d_0(n) &= x(n) - V_{14}(n) \\ \alpha_0 \quad f_0(n) &= \alpha_0 \cdot d_0(n) \end{aligned}$$

$$N_2 \rightarrow N_3 \quad \begin{aligned} \text{adaptor} \quad d_1(n) &= x(n) - u_5(n) \\ \alpha_1 \quad f_1(n) &= \alpha_1 \cdot d_1(n) \end{aligned}$$

$$N_2 \rightarrow N_3 \quad \begin{aligned} \text{adaptor} \quad d_4(n) &= V_{17}(n) - V_{18}(n) \\ \alpha_4 \quad f_4(n) &= \alpha_4 \cdot d_4(n) \end{aligned}$$

$N_2 \rightarrow N_3$
 adaptor
 α_0

$$d_6(n) = V_{19}(n) - V_{20}(n)$$

$$f_4(n) = \alpha_6 \cdot d_6(n)$$

N_3

$$u_0(n) = x(n) + f_0(n)$$

$$u_1(n) = V_{14}(n) + f_0(n)$$

$$u_2(n) = x(n-1) + f_1(n)$$

$$u_3(n) = u_5(n-1) + f_1(n)$$

$$u_8(n) = V_{17}(n-1) + f_4(n)$$

$$u_9(n) = V_{18}(n-1) + f_4(n)$$

$$u_{12}(n) = V_{19}(n-1) + f_6(n)$$

$$u_{13}(n) = V_{20}(n-1) + f_6(n)$$

$$u_{21}(n) = -1 \cdot V_4$$

$N_3 \rightarrow N_4$
 adaptor
 α_3

$$d_3(n) = u_1(n) - u_9(n)$$

$$f_3(n) = \alpha_3 \cdot d_3(n)$$

$N_3 \rightarrow N_5$
 adaptor
 α_5

$$d_5(n) = u_3(n) - u_{13}(n)$$

$$f_1(n) = \alpha_5 \cdot d_5(n)$$

N_4

$$u_6(n) = u_1(n) + f_3(n)$$

$$u_7(n) = u_9(n) + f_3(n)$$

$$u_{10}(n) = u_3(n-1) + f_5(n)$$

$$u_{11}(n) = u_{13}(n-1) + f_5(n)$$

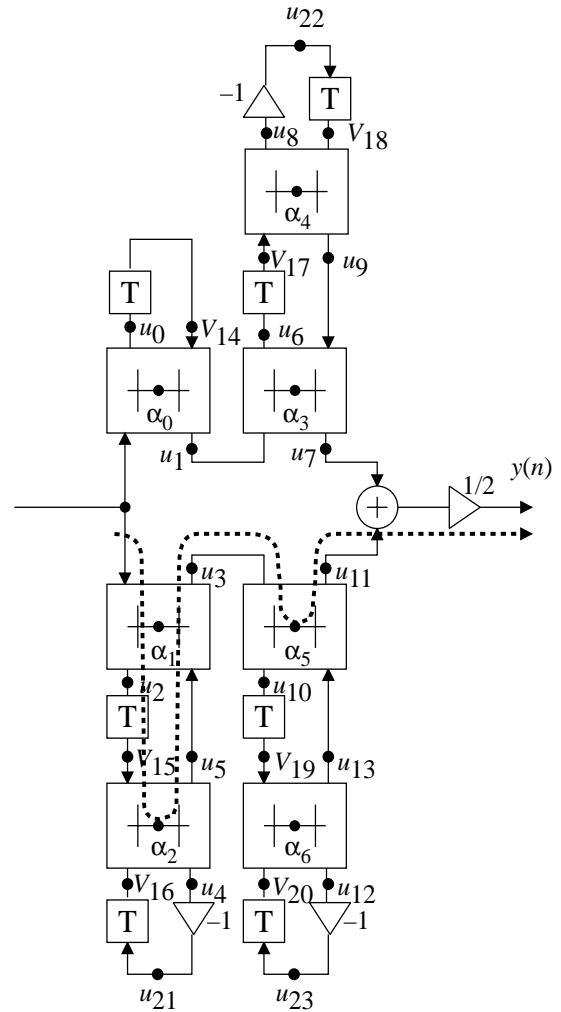
$$u_{22}(n) = -1 \cdot u_8$$

$$u_{23}(n) = -1 \cdot u_{12}$$

N_5

$$y_0(n) = u_7(n) - u_{11}(n)$$

$$y(n) = (1/2) \cdot y_0(n)$$



6.4 Using z-transform, the transfer function is

$$H(z) = Z\{h(n)\} = 1 + z^{-1} + \dots + z^{-M} = \frac{1 - z^{-(M+1)}}{1 - z^{-1}}$$

which gives $Y(z) = H(z)X(z) = \frac{1 - z^{-(M+1)}}{1 - z^{-1}} X(z)$

or

$$Y(z) = z^{-1}Y(z) + X(z) - z^{-(M+1)}X(z)$$

Apply the inverse z-transform, the corresponding difference equation is

$$y(n) = y(n-1) + x(n) - x(n-M-1)$$

The high level language realization is left to the reader. The important sequences inside the loop are

{read in input	$x(n)$
{read in old input	$x(n-M-1)$ and $y(n-1)$
{compute	$y(n)$
{overwrite the	$x(n-M-1)$ with $x(n)$
{update	$y(n-1)$ with $y(n)$

6.6 a) The sets of nodes are

$$N_1: \{1, 3, 5, 7, 8\}, N_2: \{2, 6\}, \text{ and } N_3: \{4\}$$

The precedence graph for the multiplications has two sets. In the first set belongs

$$N_1: \{a_1, a_2, a_3, a_4, b_1, b_2, b_3\}$$

and in the second set

$$N_2: \{c_1, c_2\}.$$

The multiplier c_1 shall precede a_2 and b_1 while c_2 shall precede a_3, a_4, b_2 , and b_3 .

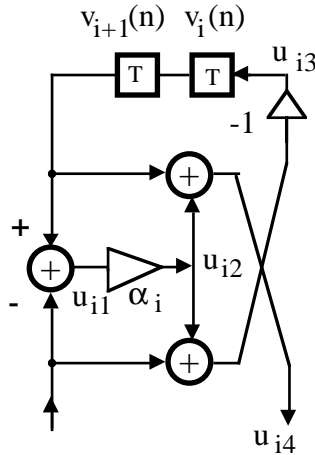
b) The set of difference equations in computable order is

$$\begin{aligned} u_2 &:= a_2 v_1(n) + b_1 v_3(n) \\ u_6 &:= a_3 v_1(n) + a_4 v_5(n) + b_2 v_7(n) + b_3 v_8(n) \\ y(n) = v_4(n) &:= a_1 v_1(n) + c_1 u_2 + c_2 u_6 \\ v_8(n) &:= v_7(n-1) \\ v_7(n) &:= u_6 \\ v_3(n) &:= u_2 \\ v_5(n) &:= v_1(n) \text{ where } v_1(n) = x(n). \end{aligned}$$

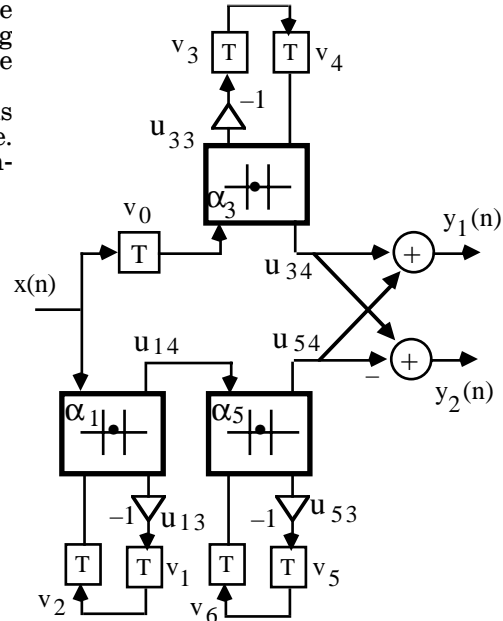
c)

6.7 The figure below shows the internal structure of an allpass section and the node numbering where $i = 1, 3$, and 5 . The basic operations are additions and multiplications.

An analysis of the precedence relations yields the difference equations shown in Table. Seven time slots are required for the arithmetic operations.



Bireciprocal WDF allpass section.



Nodes	Equations
N_2	$u_{11} := -x(n) + v_2(n)$ $u_{31} := -v_0(n) + v_4(n)$
N_3	$u_{12} := \alpha_1 u_{11}$ $u_{32} := \alpha_3 u_{31}$
N_4	$u_{13} := -(u_{12} + x(n))$ $u_{14} := u_{12} + v_2(n)$ $u_{33} := -(u_{32} + v_0(n))$ $u_{34} := u_{32} + v_4(n)$

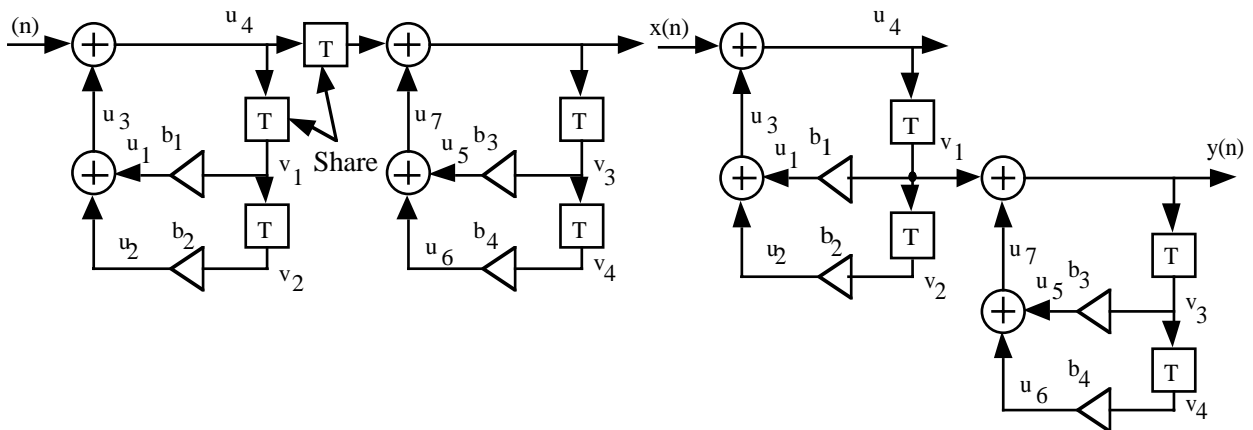
N_5	$u_{51} := -u_{14} + v_6(n)$
N_6	$u_{52} := \alpha_5 u_{51}$
N_7	$u_{53} := -(u_{52} + u_{14})$ $u_{54} := u_{52} + v_6(n)$
N_8	$y_1(n) := u_{34} + u_{54}$ $y_2(n) := u_{34} - u_{54}$
N_1	$v_2(n+1) := v_1(n)$ $v_1(n+1) := u_{13}$ $v_4(n+1) := v_3(n)$ $v_3(n+1) := u_{33}$ $v_6(n+1) := v_5(n)$ $v_5(n+1) := u_{53}$ $v_0(n+1) := x(n)$

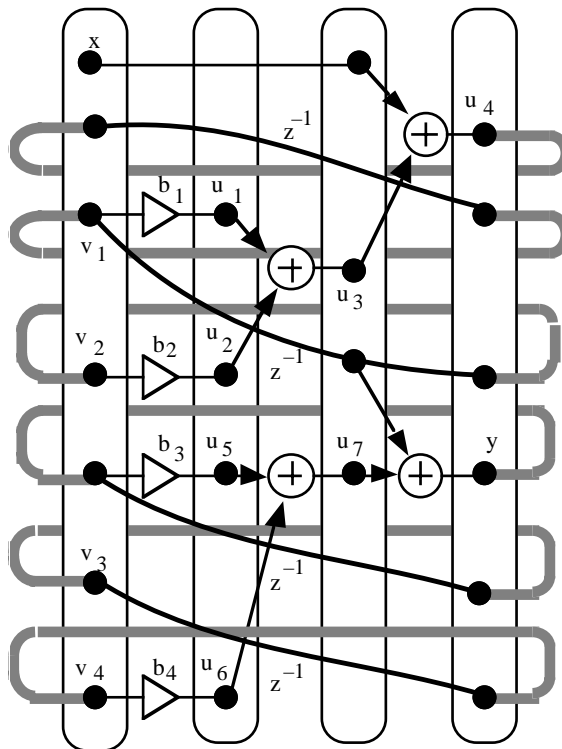
Difference equations in computable order.

6.10 The structure has a delay-free loop. Hence, the algorithm is not sequentially computable and it does not exist a computational order for the difference equations.

6.11 a) Propagate a delay element between the two sections as shown below and make the subsequent simplification.

The precedence form is shown below. The required number of time slots have been reduced by one.



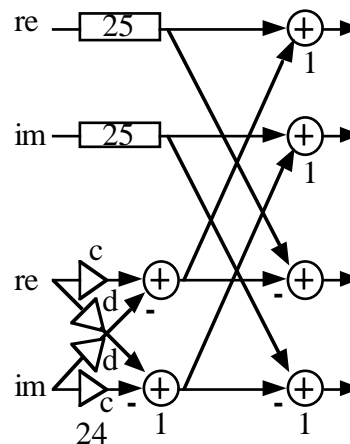
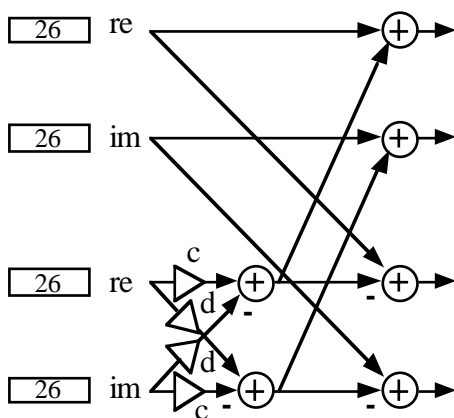
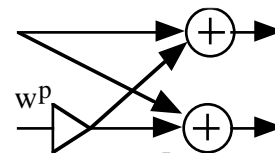


- b)
- c)

6.12 The Cooley-Tukey's butterfly is shown to the right. A complex multiplication can be written in terms of real multiplications

$$(a + j b)(c + j d) = (ac - bd) + j(ad + bc)$$

Propagation of the 26 shimming delays gives the result shown below. 50 D-elements are required.



- 6.15 a) The critical loop in cascade form with direct form I or II first- and second-order sections is

$$T_{min} = T_{mult} + T_{add}$$

If the poles are located on the imaginary axis (corresponding to the bireciprocal WDF).

$$T_{min} = (T_{mult} + T_{add})/2$$

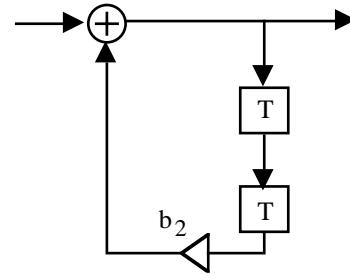
- b) The critical loop in parallel form is the same as for the cascade form.

- c) The critical loop in the lattice wave digital filter is between two adaptors

$$T_{min} = 2(T_{mult} + 2 T_{add})$$

In bireciprocal lattice wave digital filters $T_{min} = T_{mult} + 2 T_{add}$

- d) The critical loop is also through two adaptors if the delay elements are places alternatingly in the upper and lower branches. Hence, direct form I and II are generally somewhat faster structures than lattice filters.



- 6.18 The magnitude function is not effected, but the group delay is increased with a factor T for every level of pipeline that is introduced.

- 6.23 a)

- b) The original transfer function is $H(z) = 1/(1 - b z^{-1})$. Add two poles and zeros at $z = b e^{\pm j2\pi/3}$. We get

$$H(z) = (1 + b z^{-1} + b^2 z^{-2})/(1 - b^3 z^{-3}) = (z^2 + b z + b^2)/(z^3 - b^3)$$

- 6.24 a)

- b) The original transfer function is $H(z) = 1/(1 - b_1 z^{-1} - b_2 z^{-2})$

There are two complex conjugate poles at $z = r e^{\pm j\theta}$. We add two poles and zeros at $z = r e^{\pm j\theta + j2\pi/3}$ and at $z = r e^{\pm j\theta - j2\pi/3}$. We get

$$H(z) = (1 + b_1 z^{-1} + (b_1^2 + b_2)z^{-2} - b_1 b_2 z^{-3} + b_2^2 z^{-4})/(1 - (b_1^3 + b_1 b_2)z^{-3} - b_2^3 z^{-6}) = \\ = (z^6 + b_1 z^5 + (b_1^2 + b_2)z^4 - b_1 b_2 z^3 + b_2^2 z^2)/(z^6 - (b_1^3 + b_1 b_2)z^3 - b_2^3)$$

- 6.29 a) The maximal sample frequency is determined by the critical loop.

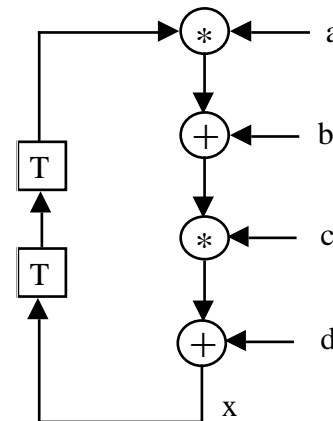
$$T_{sample min} = (2 t_{mult} + 2 t_{add})/2 = (2 \cdot 2 + 2 \cdot 1)/2 = 3$$

- b) We have $x = d + c(b + a z^{-2} x)$

This expression can be rewritten by using the distributive rule

$$x = d + c b + c a z^{-2} x$$

This does, however, not change the critical loop, as shown in the figure. If we now use the associative rule, the expression can be rewritten



$$x = ((c a) z^{-2} x + (d + c b))$$

The critical loop has now only two operations. We have

$$T_{sample\ min} = (t_{mult} + t_{add})/2 = (2 + 2)/2 = 2$$

Note that the number of operations has changed and the length of the other computational paths that are not part of the critical loop has also changed.

